



INDIRA GANDHI DELHI TECHNICAL UNIVERSITY FOR WOMEN
(Established by Govt. of Delhi vide Act 09 of 2012)
Kashmere Gate, Delhi-110006

ACADEMIC BRANCH

F.No. IGDTUW/Acad./Notice/2020-21/405

17th Feb., 2021

NOTICE

All the students of M.Tech/MCA/M.Plan, Ph.D and B.Tech/B.Arch/BBA (Except 2nd Sem of B.Tech./B.Arch./Dual Degree B.Tech./BBA) of IGDTUW are required to do Even Semester Subject Registration online on IGDTUW e-portal latest by 22nd Feb, 2021.

This time the semester registration is delayed due to unprecedented circumstances on account of pandemic. But now onwards all the students should ensure that they are registered for the new semester before the 1st day of commencement of the same. A circular for the start of the semester registration will be issued for information to all.

Therefore the students are advised to register for the ongoing even semester on <https://igdtuw.in/IGDTUW> . User manual for online Registration is given below for assistance.

Copy to:-

1. PS to Hon'ble Vice-Chancellor, IGDTUW
2. PA to Registrar, IGDTUW
3. All HoD(s) (CSE/ ECE/ IT/ MAE/ MGMT/ A&P/ ASH)


17-02-2021
Consultant DR (Academics)


17-02-2021
Consultant DR (Academics)



Indra Gandhi Delhi Technical University for Women

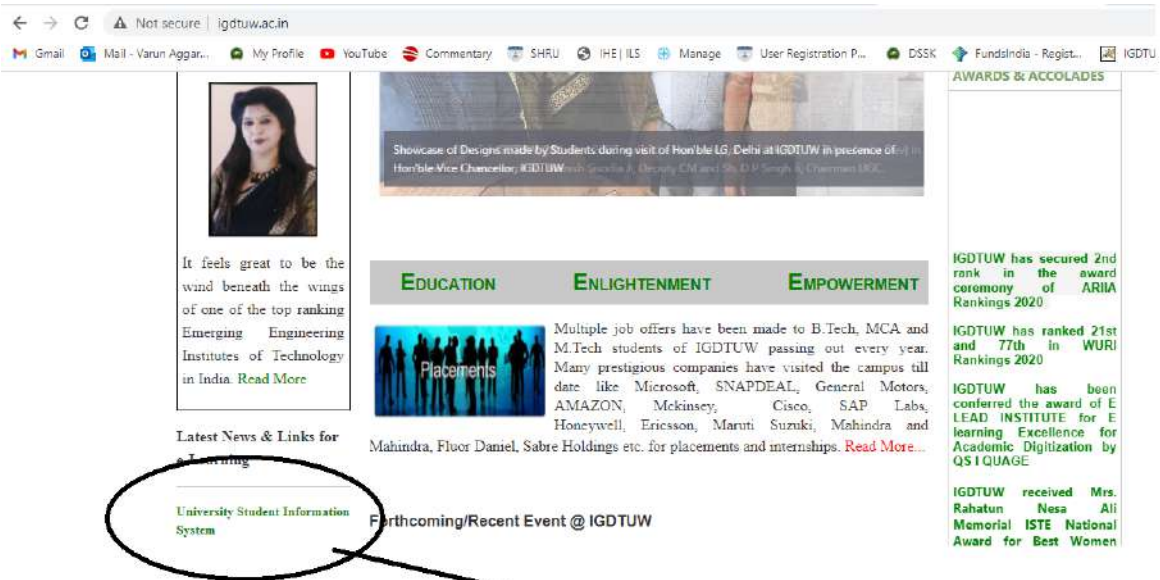
User Manual for Students.

Student Profile Update, Semester Registration,



Submitted By

CampusEAI



Link to Open Student Portal for Registration.

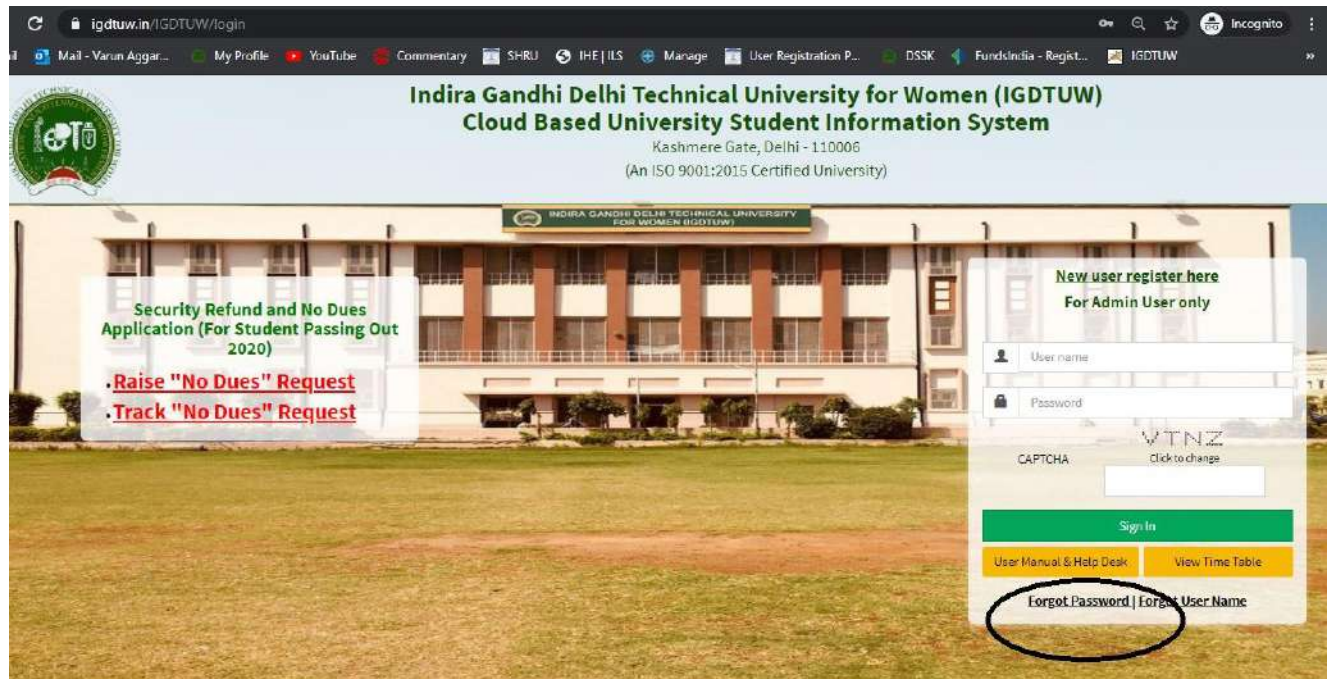
URL: <https://igdtuw.in/IGDTUW>

Step 1: On Login Screen:

Student has to enter the User Name: Student Enrolment no and Password.



Step 2: In Case Student Forgot Password: SO use this Process



**Enter your Enrolment no and Validation code and click on check button.
It will show you the Email id and your Mobile no.**

The screenshot shows the "Forgot Password" form. The form has a teal header with the title "Forgot Password" and a "Login" button. The form contains the following fields and buttons:

- Enter Registered User ID * (00101012019)
- Enter Validation Code (MNWFMY, Click to change)
- Check button
- Email Id * (gosainishita487@gmail.com)
- Mobile Number (XXXXXX9482)
- Generate OTP button

If Email id/ Mobile no is not correct or it is showing Blank Field. Please Mail to academics@igdtuw.ac.in

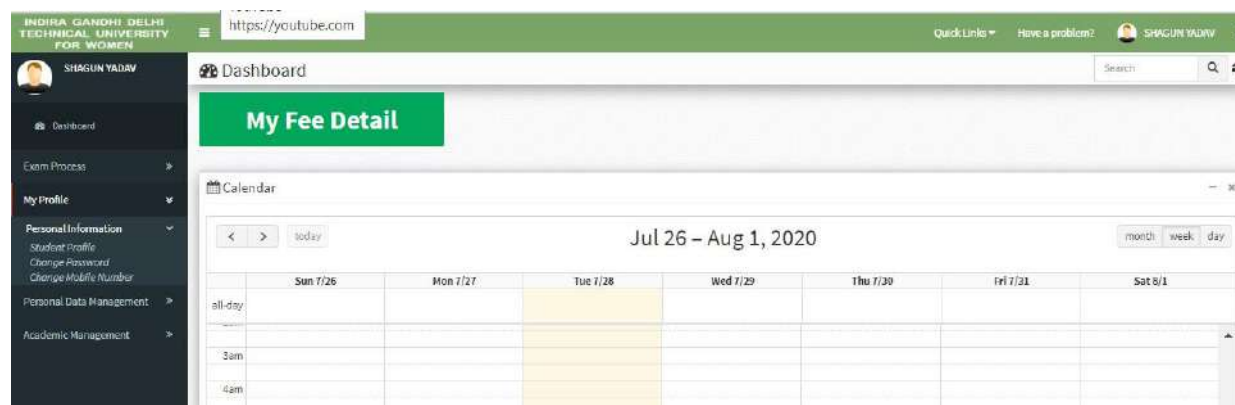
In Subject : Change of Email and Mobile No for Enrolment no. -00101012020.

HELP DESK

For any Non-Technical issue please contact: academics@igdtuw.ac.in

Step 3: In Student Profile:

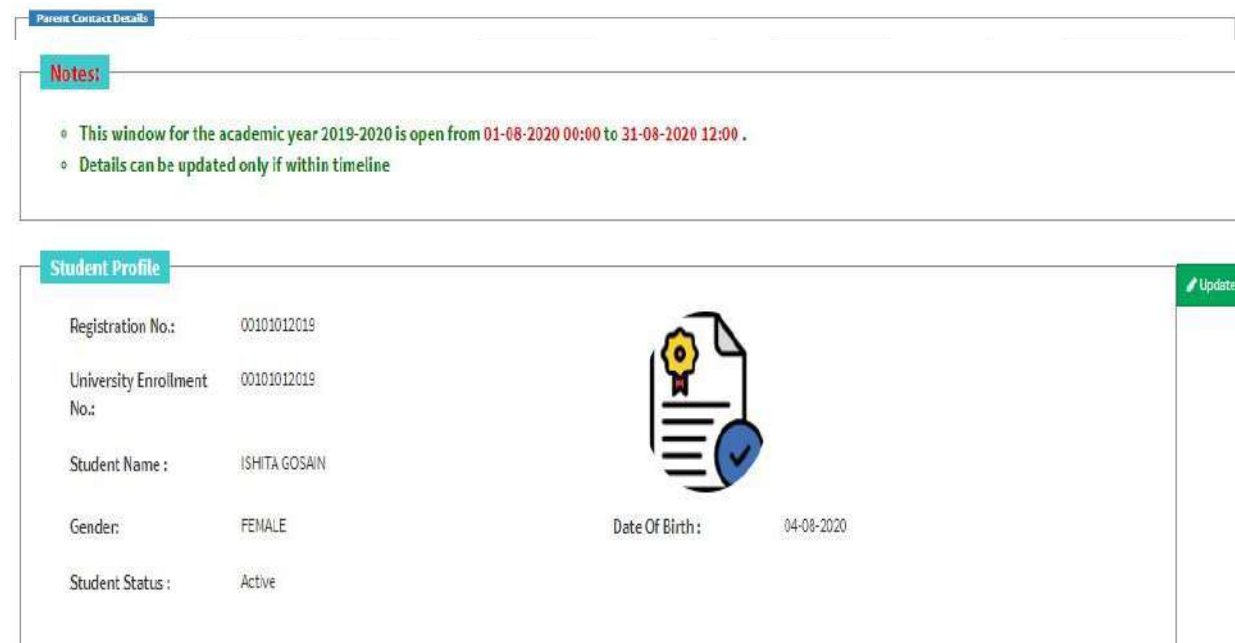
After changing the password, Student will be able to update her Profile, Password and Mobile Number.



The screenshot shows the student portal dashboard for SHAGUN YADAV. The main content area displays 'My Fee Detail' and a calendar for the period Jul 26 - Aug 1, 2020. The calendar shows a yellow highlight for Tuesday, July 28th, from 3am to 4am. The left sidebar contains navigation options: Dashboard, Exam Process, My Profile, Personal Information (with sub-links for Student Profile, Change Password, and Change Mobile Number), Personal Data Management, and Academic Management.



Step 4: Profile Update: Student has to fill all the details in the Portal.

For updating the profile, press the Update button. Complete profile page will appear. Make the necessary updates on the profile. (* : fields are mandatory). After filling up the information, the Student have to click the SUBMIT button. This step updates the student's profile.



The screenshot shows the 'Parent Contact Details' section with a 'Notes' box containing two bullet points: 'This window for the academic year 2019-2020 is open from 01-08-2020 00:00 to 31-08-2020 12:00 .' and 'Details can be updated only if within timeline'. Below this is the 'Student Profile' section with the following details: Registration No.: 00101012019, University Enrollment No.: 00101012019, Student Name: ISHITA GOSAIN, Gender: FEMALE, Date Of Birth: 04-08-2020, and Student Status: Active. An 'Update' button is visible in the top right corner of the profile section.

Personal Details

Upload Profile Pic	<input type="text" value="download.png"/> <input type="button" value="Browse..."/>	
Student Name	<input type="text" value="RIYA VERMA"/>	Enrollment No
Joining Date	<input type="text"/>	<input type="text" value="07701022019"/>
Gender	<input type="text" value="FEMALE"/>	Date Of Birth
Programme	<input type="text" value="BACHELOR OF TECHNOLOGY"/>	<input type="text" value="05-12-2000"/> 
Specialization (Applicable For PG Only)	<input type="text"/>	Branch
Batch	<input type="text" value="2019"/>	<input type="text" value="ECE*"/>
Programme	<input type="text" value="BACHELOR OF TECHNOLOGY"/>	Student Current Status
Specialization (Applicable For PG Only)	<input type="text"/>	<input type="text" value="Active"/>
Batch	<input type="text" value="2019"/>	Branch
Nationality	<input type="text" value="India"/> ▼	<input type="text" value="ECE*"/>
Category	<input type="text" value="Other Backward Classes(DBC)"/> ▼	Student Current Status
Mother Tongue	<input type="text" value="Hindi"/> ▼	<input type="text" value="Active"/>
Personal Identification Mark	<input type="text" value="mole on right hand"/>	Religion
Region	<input type="text" value="Delhi"/> ▼	<input type="text" value="Hinduism"/> ▼
Name Of The Scholarship/Fellowship/Award	<input type="text"/>	Sub Category
		<input type="text" value="PwD"/> ▼
		Adhaar Number
		<input type="text" value="123456789012"/>
		Marital Status
		<input type="text" value="Single"/> ▼
		Are You Receiving Any Scholarship/Fellowship/Award?
		<input type="radio"/> No <input checked="" type="radio"/> Yes
		Amount (If Applicable)
		<input type="text" value="0.0"/>

Permanent Address

Permanent Address * City *

Country * State *

Pin Code *

Upload Address Proof Uploaded File(s)

Correspondence Address

Correspondence Address * City *

Country State

Pin Code

Declaration

I hereby declare that I have reviewed all of the details furnished above and updated them, if required, so that they are true to the best of my knowledge and belief. I undertake to inform IGDTUW of any changes therein, immediately.

Step 5: Semester Registration:

After updating the profile, the student will be able to register herself by filing up the Student Semester Registration form.

Go to

Academic Management → Semester Registration → Student Semester Registration.

Here, the Student has to select the required subjects from the drop down list (such as DCC and AMC). After submission of subjects, total number of credits will be updated and the same can be observed in Applied Credits field.

Student Semester Registration Academic Management > Semester Registration > Student Semester Registration

You are accessing this page as role » Student

Enrollment No.: 00109152020 Programme: M.B.A.
 Academic Session: 2020-2021 Branch: MGMT*

Applied Credits: 0

Show: 10 entries Search:

S. No	Subject Code/Subject Name	Category	Credits	Semester	Status
1	MMS 101 (Management Process and Organizational Behavior) LTP [4 - 0 - 0]	DCC	4.0	1	PENDING
2	MMS 103 (Financial Accounting and Cost Accounting) LTP [3 - 1 - 0]	DCC	4.0	1	PENDING
3	MMS 105 (Marketing Management) LTP [4 - 0 - 0]	DCC	4.0	1	PENDING
4	AMC 109 (Managerial Economics) LTP [4 - 0 - 0]	AMC	4.0	1	PENDING
5	MMS 107 (Decision Sciences) LTP [3 - 1 - 0]	DCC	4.0	1	PENDING
6	MMS 109 (Legal Aspects of Management) LTP [4 - 0 - 0]	DCC	4.0	1	PENDING
7	AMC 401 (Business Communication) LTP [4 - 0 - 0]	AMC	4.0	1	PENDING
8	AMC 403 (Data Analysis Lab) LTP [0 - 0 - 2]	AMC	2.0	1	PENDING

Showing 1 to 8 of 8 entries Previous 1 Next

In Case student fill the Wrong Optional Paper so there is a reset Option to Reset the Subject and Student can submit the same.

Show 10 entries Search

S. No.	Subject Code/Subject Name	Category	Credits	Semester	Status
1	BCS 304 (Compiler Design) LTP [4 - 0 - 0]	C2	4.0	6	SUBMITTED
2	BCS 306 (Network Programming) LTP [4 - 0 - 0]	C3	4.0	6	SUBMITTED
3	BCS 308 (Cloud Computing) LTP [4 - 0 - 0]	C4	4.0	6	SUBMITTED
4	BIT 310 (Artificial Intelligence) LTP [4 - 0 - 0]	C6	4.0	6	SUBMITTED
5	BAS 312 (Engineering Economics) LTP [3 - 0 - 0]	C6	3.0	6	SUBMITTED
6	DCS 304 (Compiler Design Lab) LTP [0 - 0 - 2]	C8	1.0	6	SUBMITTED
7	DCS 306 (Network Programming Lab) LTP [0 - 0 - 2]	C9	1.0	6	SUBMITTED
8	DCS 308 (Cloud Computing Lab) LTP [0 - 0 - 2]	C10	1.0	6	SUBMITTED
9	BIT 300 (Artificial Intelligence Lab) LTP [0 - 0 - 2]	C11	1.0	6	SUBMITTED
10	DCS 302 (MOBILE ARCHITECTURE & PROGRAMMING) LTP [1 - 0 - 0]	C1	4.0	6	SUBMITTED

Showing 1 to 10 of 11 entries Previous **1** 2 Next